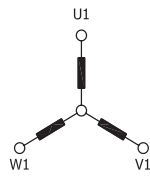
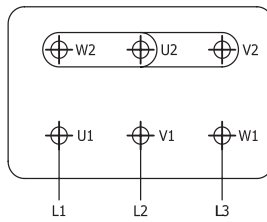


## AANSLUITSCHEMA - SCHALTPLAN - WIRING DIAGRAM

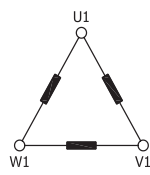
### Driefase - 3 Phasen - Threephase



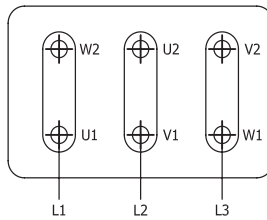
Ster schakeling - Y  
Sternschaltung - Y  
Y - Connection



230/400 Volt

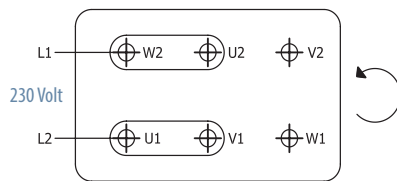


Driehoekschakeling - Δ  
Dreieckschaltung - Δ  
Δ - Connection



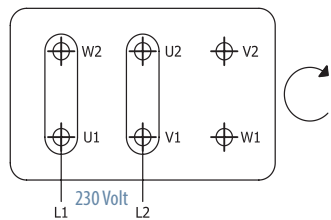
400/690 Volt

### Monofase - 1Phasig - Single phase



230 Volt

Linksom draaiend  
Linksdrehend  
Counterclockwise rotation



Rechtsom draaiend  
Rechtsdrehend  
Clockwise rotation