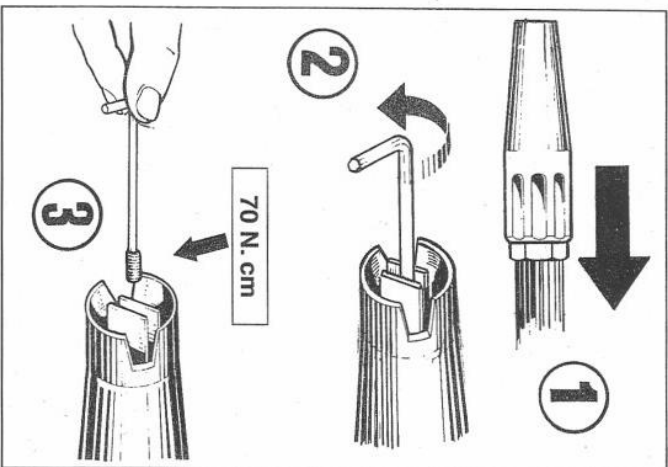


CLEANING AND CHANGING NOZZLE PULIZIA E SOSTITUZIONE UGELLO



1) Set "Multireg 99" in low pressure position.
Posizionare il "Multireg 99" in bassa pressione.

2) Remove nozzle by unscrewing with key supplied.
Provedere allo svitamento dell'ugello utilizzando l'apposita chiave in dotazione al "Multireg 99".

3) Clean nozzle by blowing with air.
If worn, replace.
Provvedere alla pulizia dell'ugello con getto d'aria.
Se usurato, sostituirlo.

Revisione n. 4

NOZZLE CHART - TABLEAU DES BUSES - DÜSENTABELLE - TABLA DE BOQUILLAS - TABELLA UGELLI

COLOR REF. COLORE RIF.	M L/D G/D C/D	VOLUMES IN L./min. AT THE INDICATED PRESSURE IN bar FÖRDERMENGE IN Liter/Min. IN ABHÄNGIGKEIT ZUM DRUCK bar DEBIT EN L./min. AUX PRESSION INDIQUEES EN bar PORTATE IN L./min. ALLE PRESSIONI INDICATE IN bar																
		40	50	60	70	80	90	100	110	120	130	140	150	160	175	200	250	
Beige	125	4.8	5.4	5.8	6.3	6.7	7.2	7.5	7.9	8.3	8.6	8.9	9.2	9.5	10	10.8	11.7	
Orange Arancione	130	5.2	5.8	6.3	6.8	7.3	7.8	8.2	8.6	9	9.3	9.7	10	10.3	10.8	11.6	12.7	
Dark Blue Blu Scuro	135	5.6	6.3	6.8	7.3	7.9	8.4	8.8	9.3	9.6	10	10.4	10.8	11.1	11.7	12.5	13.7	
Red Rosso	140	6.3	7.1	7.7	8.4	8.9	9.5	10	10.5	10.9	11.4	11.8	12.2	12.6	13.2	14.4	15.4	
Yellow Giallo	145	6.8	7.6	8.4	9	9.6	10.2	10.8	11.3	11.8	12.3	12.8	13.2	13.7	14.3	15.3	16.6	
Light Blue Azzurro	150	7.4	8.3	9.1	9.8	10.5	11.1	11.7	12.3	12.9	13.4	13.9	14.4	14.9	15.5	16.6	18.1	
White Bianco	155	7.7	8.6	9.4	10.2	10.9	11.5	12.2	12.8	13.3	13.9	14.4	14.9	15.4	16.1	17.2	18.8	
Black Nero	160	8.4	9.4	10.3	11.1	11.9	12.6	13.3	14	14.6	15.2	15.8	16.3	16.9	17.6	18.9	20.6	
Purple Viola	165	8.9	9.9	10.9	11.8	12.6	13.3	14.1	14.8	15.4	16	16.7	17.2	17.8	18.6	19.9	21.8	
Brown Marrone	170	9.2	10.3	11.3	12.2	13.1	13.9	14.6	15.3	16	16.7	17.3	17.9	18.5	19.3	20.7	22.5	
Neutral Neutro	175	10.8	12.1	13.3	14.4	15.3	16.3	17.2	18	18.8	19.6	20.3	21	21.7	22.7	24.3	26.4	
Green Verde	180	11.4	12.7	13.9	15	16	17	18	18.8	19.7	20.5	21.2	22	22.7	23.8	25.4	27.9	

Cod. 10.0492.03 - 03/07 - 1.000


For a correct pump use, the delivery of the nozzles has not to exceed the 95% of the pump delivery.
Für eine korrekte Leistungsfähigkeit der Pumpe, soll die Förderleistung der Düsen nicht größer als 95% der Pumpenleistung.
Pour une bonne utilisation de la pompe, le débit des jets ne doit pas dépasser le 95% du débit de la pompe.
Per una corretta utilizzazione della pompa, la portata dei getti, non deve superare il 95% della portata pompa.



INTERPUMP
GROUP

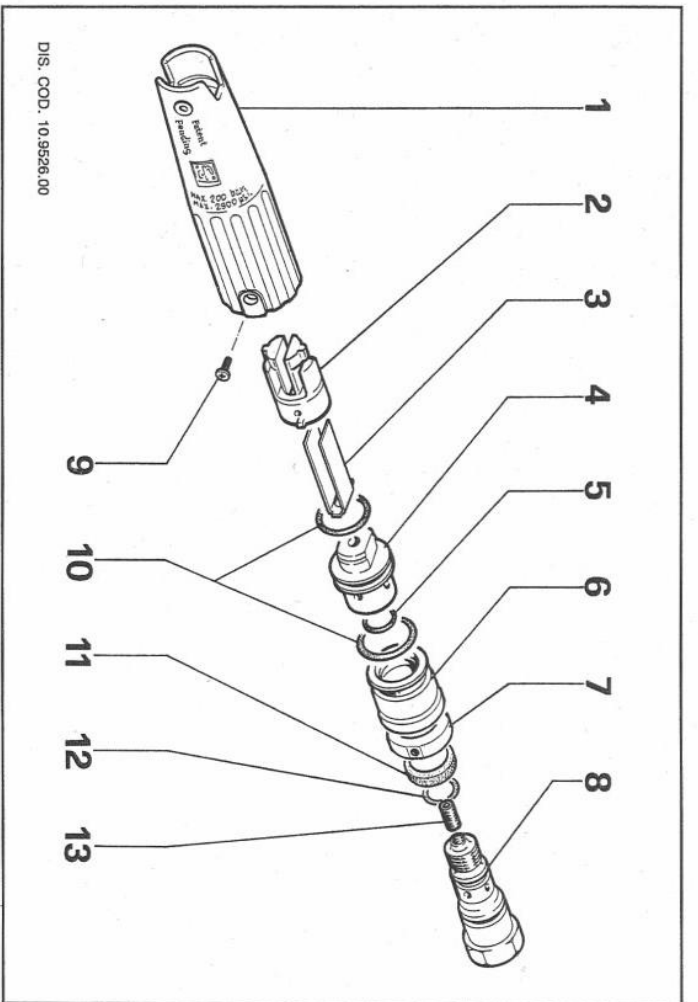


MULTIREG 99



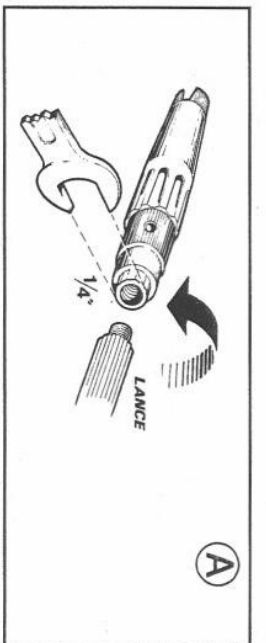
TECHNICAL CHARACTERISTICS - CARATTERISTICHE TECNICHE

l/min	G.P.M. (USA)	bar	Mpa	P.S.I.	°C	°F
21	5.55	250	25	3600	60°	140°

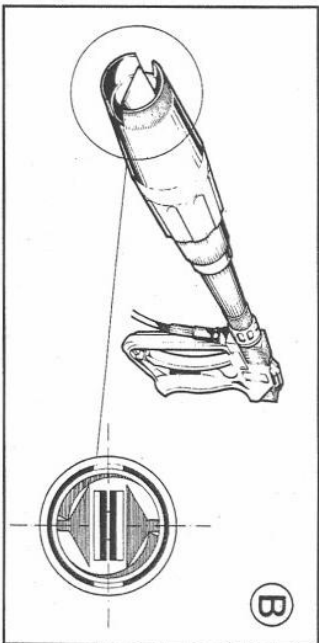


DIS. COD. 10.9526.00

POS.	CODE-CODICE	DESCRIPTION - DESCRIZIONE	N. PCS.
1	10.0483.51	Manopola	1
2	10.0299.51	Pinza	1
3	10.0304.76	Lame di guida	1
4	10.0486.70	Testina porta lame	1
5	90.3819.00	OR Ø 9,13x2,62	1
6	10.0485.70	Cilindro distributore	1
7	10.0496.70	Anello	1
8	10.0484.70	Nippolo distributore	1
9	99.0702.00	Vite M3x4 UNI 7687	2
10	90.3845.00	OR Ø 18,72x2,62	2
11	90.2680.00	Anello tenuta alternativa Ø 18	1
12	90.3828.00	OR Ø 12,37x2,62	1
	98.6610.00	Ugello cod. 125 - Color Beige - Beige	1
	98.6615.00	Ugello cod. 130 - Color Orange - Arancione	1
	98.6632.00	Ugello cod. 135 - Color Dark Blue - Blu Scuro	1
	98.6674.00	Ugello cod. 140 - Color Red - Rosso	1
	98.6690.00	Ugello cod. 145 - Color Yellow - Giallo	1
	98.6725.00	Ugello cod. 150 - Color Light Blue - Azzurro	1
	98.6756.00	Ugello cod. 155 - Color White - Bianco	1
	98.6780.00	Ugello cod. 160 - Color Black - Nero	1
	98.6820.00	Ugello cod. 165 - Color Purple - Viola	1
	98.6915.00	Ugello cod. 170 - Color Brown - Marrone	1
	98.6935.00	Ugello cod. 175 - Color Neutral - Neutro	1
	98.6963.00	Ugello cod. 180 - Color Green - Verde	1



A) Fit the "Multireg 99" on lance tip with 1/4 inch thread. Use Loctite or Teflon to ensure perfect seal. Avvitare il "Multireg 99" su terminali lance con filettatura 1/4". Usare Loctite o Teflon per garantire la tenuta.



B) Set the blades in horizontal position. Orientare le lame di guida del getto in posizione orizzontale.

HOW TO USE THE "MULTIREG 99" COME USARE IL "MULTIREG 99"

The "Multireg 99" device has two important and different functions:

C) Selection of high or low pressure by push-pull action. The selection of the pressure must be carried out with the gun in closed position (1) High pressure (2) Low pressure (3)

D) Adjustment from straight (4) to fan (5) of water jet, by simple turning of the "Multireg 99".

La testina "Multireg 99" consente due importanti diverse funzioni:

C) Selezione della bassa e dell'alta pressione. Le selezioni della pressione devono essere effettuate a pistola chiusa (1) Alta pressione (2) Bassa pressione (3)

D) Regolazione del getto da concentrato (4) a ventaglio (5)

